

Be LAKE-WISE

*Have a fun, safe time on
the Highland Lakes*

NEVER SWIM OR BOAT ALONE

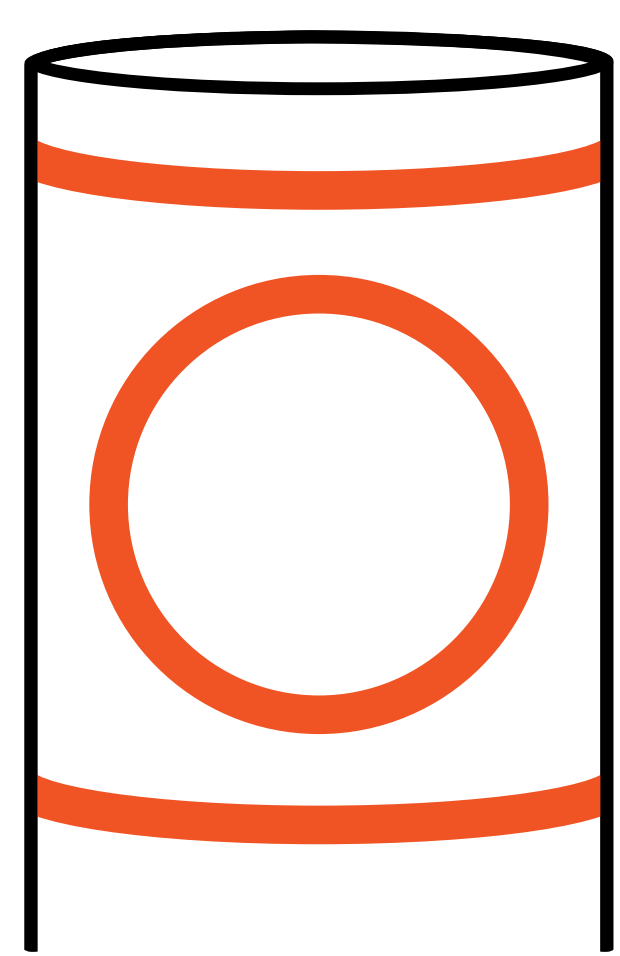
WEAR A LIFE JACKET

**WATCH FOR HIDDEN HAZARDS BELOW THE WATER
SURFACE SUCH AS DEBRIS, TREES AND ROCKS**

KNOW THE RULES FOR BOATING:


Texas Water Safety Act and LCRA Land and Water Use Regulations

Know your buoys and markers




CONTROLLED AREA

No fishing, no anchoring. There may be water-skiers. Slow down so as to not create a wake.



BOATERS KEEP OUT!

Written description of danger may be displayed outside the crossed diamond, e.g., dam, water intake, swim area or rapids.



DANGER!

Written description of danger may be displayed outside the diamond shape, e.g., rocks, stumps, hazards or shallow areas.



GREEN "CAN" BUOY

Facing upstream, these green buoys are on the left of the channel. They have odd numbers and may have a green light on top.



RED "NUN'S CAP" BUOY

Facing upstream, these buoys are on the right of the channel. They have even numbers and may have a red light on top.



Scan to learn more or
visit www.lcra.org/belakewise